



### District Report Card: 2017


<b>State:</b> Maharashtra	<b>District:</b> Sangli
<b>Class:</b> 3	<b>Subject:</b> Language
<b>Schools:</b> 61	<b>Students:</b> 1402


### Participation/Coverage


#### Students

<b>GENDER</b> 	Boys		Girls	
	Number	%	Number	%
	747	53.28	655	46.72

<b>AREA</b> 	Rural		Urban	
	Number	%	Number	%
	1002	71.47	400	28.53

<b>CATEGORY</b> 	SC		ST		OBC		GEN	
	Number	%	Number	%	Number	%	Number	%
	219	15.62	13	0.93	537	38.30	633	45.15

<b>CWSN</b> 	LD	VI	HI	S&LD	ID	Oth
	3	12	0	0	2	0

<b>Management</b> 	Government		Government-aided	
	Number	%	Number	%
	827	58.99	575	41.01

### Average Performance of Students in Language (%)

Overall	Gender		Area		Management		Social Group			
	Male	Female	Rural	Urban	Govt.	Aided	SC	ST	OBC	GEN
69.99	68.32	71.89	69.21	71.92	70.56	69.16	67.58	64.10	68.19	72.46

## Performance on Learning Outcomes (LOs)

Learning Outcomes	Description	Average Performance(%)
L304	Reads small texts with comprehension i.e., identifies main ideas, details, sequence and draws conclusions	73.29
L312	Reads printed scripts on the classroom walls: poems, posters, charts etc.	63.38

Range of Performance of Students who Answered Correctly							
Below 30%		30% - 50%		50% - 75%		Above 75%	
Number	%	Number	%	Number	%	Number	%
94	6.70	187	13.34	458	32.67	663	47.29

## Lowest Performing Learning Outcomes (LOs)

1 - Reads printed scripts on the classroom walls: poems, posters, charts etc. (63.38)

2 - Reads small texts with comprehension i.e., identifies main ideas, details, sequence and draws conclusions (73.29)